



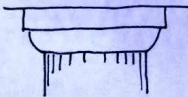
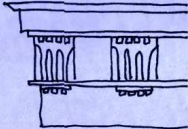




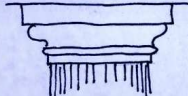




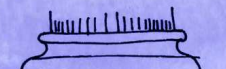





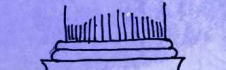
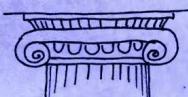







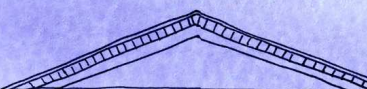


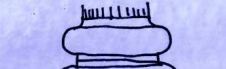

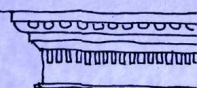


ANTIK TEMPLOMOK DOBÓKOCKÁVAL

hányast dobtál?	oszlopok száma	oszlopláb	oszlopfaj	fríz	timpanon	akroterion
	4					
	6					
	8					
	4					
	6					
	8					


© designped.com Mészáros Zsuzska



ANTIK TEMPLOMOK DOBÓKOCKÁVAL

hányast dobtál?	oszlopok száma	oszlopláb	oszlopfaj	friz	timpanon	akroterion
	4					
	6					
	8					
	4					
	6					
	8					

© designped.com Mészáros Zsuzska



AZ ELKÉSZÍTÉS MENETE

szükséges anyagok és eszközök:

- vastag fehér A3-as papír
 - világoskék olajpasztell
 - széles ecset
 - kék anilinfesték vagy vizes tinta
- Rajzoljuk meg a dobókockás táblázat alapján (egy oszlop egy dobás, amit dobtunk, azt az elemet rajzoljuk) olajpasztellel a templomot, majd sok vízzel, kék festékkel simítsuk át a lapot.

